

ChordProf User Guide V1.0

1. Overview

The main use-case for ChordProf is to drag/drop chord-diagrams into a word-processor – like „Microsoft Word“ or „Apple Pages“.

I (as a Guitar-Player in a Live-Band) personally needed that for creating Guitar-Song-Sheets.

Chordprof is currently available for:

- iOS
- MacCatalyst
- Windows

In the future it will also be available for Android.

The App is free - and is the first released App in a planned series of „Apps for musicians“ from „Midiprof“.

Comments/Proposals/Reviews/Experiences with it are welcome!

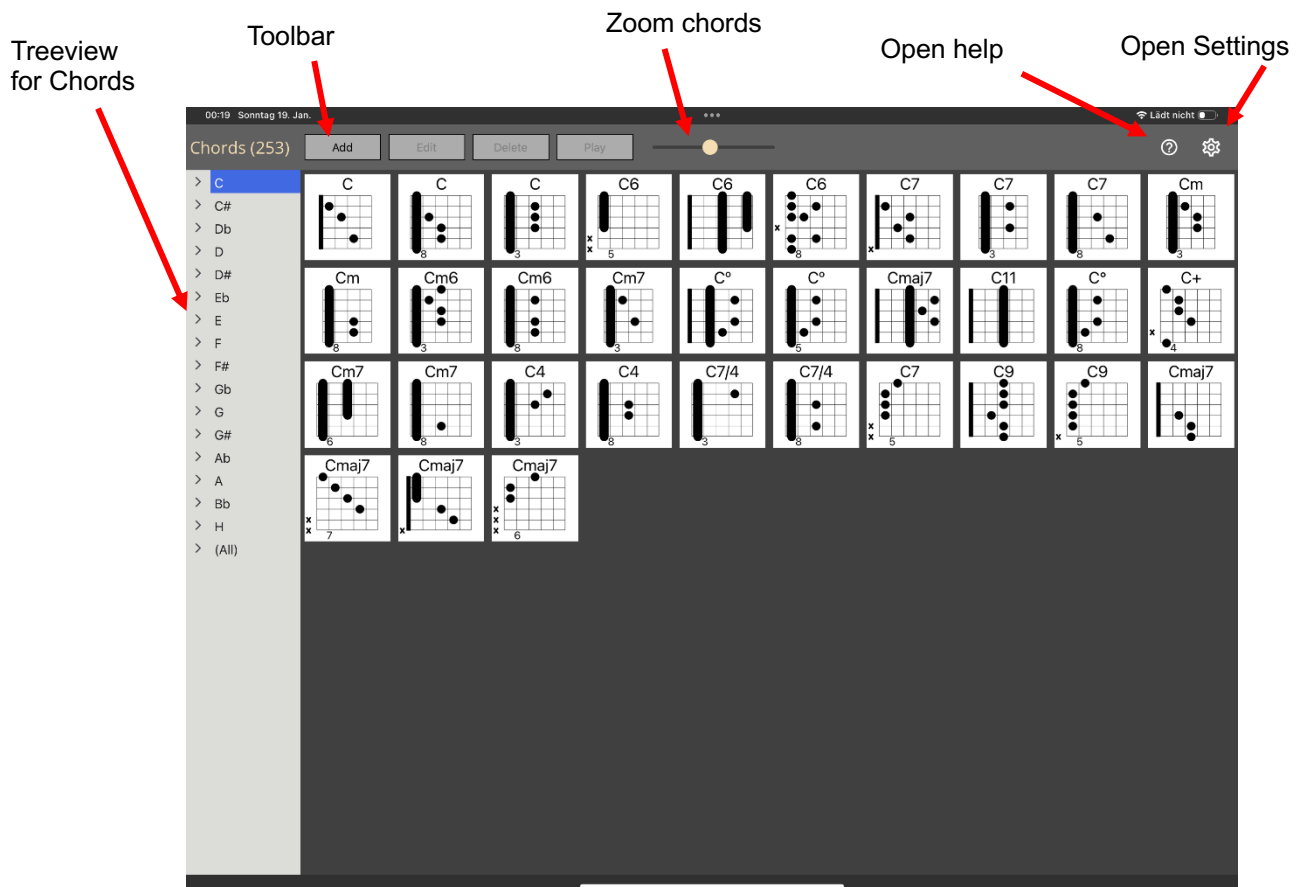
➔ You can contact me with the e-mail Midiprof@T-online.de

2. Functionality of „ChordProf“:

- Drag/Drop chord-diagrams to other Apps - like word-processors
- Dictionary for Guitar-Chords
- Possiblility to extend the dictionary by own created chord-diagrams
- Export/Import the Chord-Definitions
- UI-Language can be configured

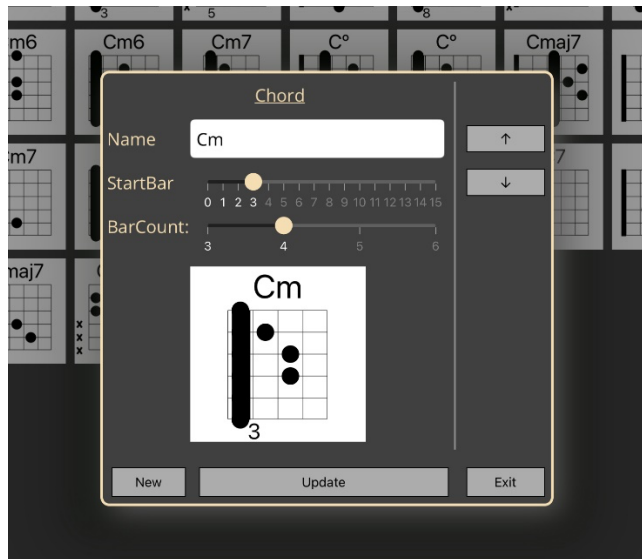
3. User-Interface of ChordProf

3.1 App-Window



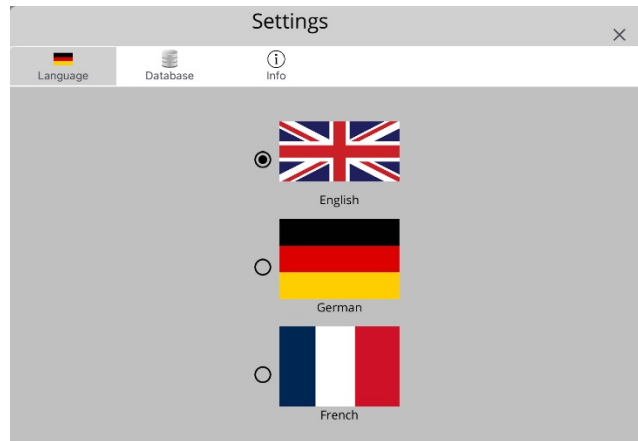
- The tree-views shows all the Chords in a hierarchical structure
- If the “Main-Chord” entry is opened, the “Sub-Chords” can be seen.
- The selection of the Main-Chords shows all Chords for that Main-Chord.
- The size of the Chords can be changed by the zoom-slider – or by a Pinch-Gesture.

3.2 Edit/Create Chord Dialog



- With that dialog, existing chord can be edited – and new chords can be created.
- If an existing chord is edited – it can be saved with the “Update” Button”.
- If a new configured Chord is finished, it must be saved with the “Save” Button
- With the Up/Down Buttons an existing Chord can be reused with a different Start-Bar
- Every new generated Chord must be saved with the Save-Button
- The Dialog can be exited with the Exit-Button.

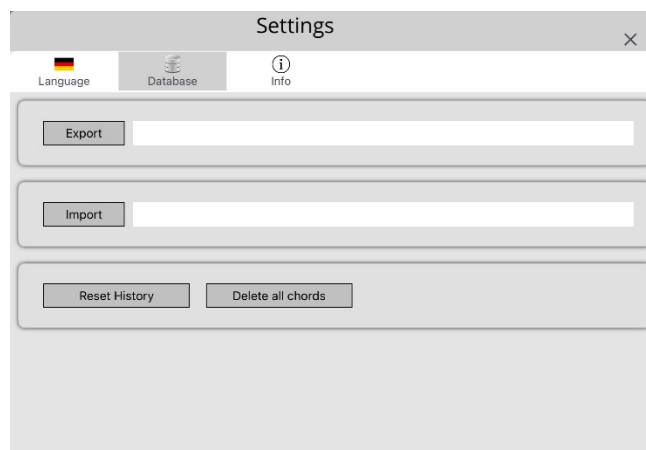
3.3 Settings: Language



Currently, 3 languages are available:

- English
- German
- French

3.4 Settings: Database

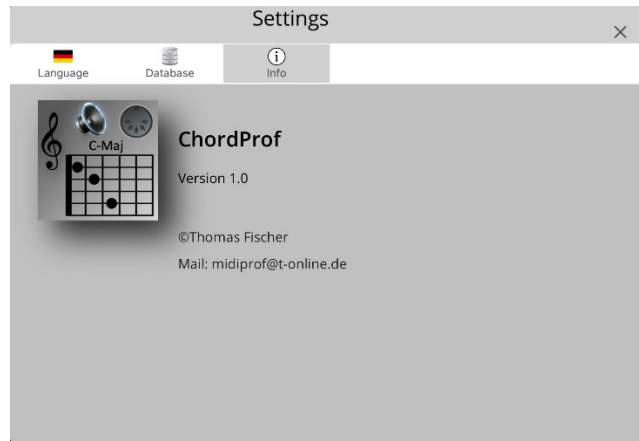


The chord-definitions of the App can be exported or imported.

Warning:

If an Import is done, all the current data of the App is overwritten.

3.5 Settings: Info



This is the info-page for the current version.